





INVERTERS



B90 Mobitronic
150W
Sine-Wave
inverter,
Input voltage
12V, Output
Voltage 230V
Sine Wave,
Output
Power 150W
(30 Min),
Peak Power
300W,
190mm(L) x
120mm(W) x
62mm(H)



 [More Info](#)
 [Add to order](#)



B92 Mobitronic
300W
Sine-Wave
inverter,
Input voltage
12V, Output
Voltage 230V
Sine Wave,
Output
Power 300W
(30 Min),
Peak Power
600W,
285mm(L) x
120mm(W) x
62mm(H)



 [More Info](#)
 [Add to order](#)



B80 Mobitronic
700W
Sine-Wave
inverter,
Input voltage
12V, Output
Voltage 230V
Sine Wave,
Output
Power 700W
(30 Min),
Peak Power
1200W,
295mm(L) x
180mm(W) x
72mm(H)



 [More Info](#)
 [Add to order](#)



B82 Mobitronic
1000W
Sine-Wave
inverter,
Input voltage
12V, Output
Voltage 230V
Sine Wave,
Output
Power
1000W (30
Min), Peak
Power
2000W,
383mm(L) x
182mm(W) x
88mm(H)



 [More Info](#)
 [Add to order](#)

B84 Mobitronic
1500W
Sine-Wave
inverter,
Input voltage
12V, Output
Voltage 230V
Sine Wave,
Output
Power
1500W (30





 [More Info](#)
 [Add to order](#)

Min), Peak Power 3000W, 415mm(L) x 191mm(W) x 88mm(H)

B86





Mobitronic 2000W Sine-Wave inverter, Input voltage 12V, Output Voltage 230V Sine Wave, Output Power 2000W (30 Min), Peak Power 4000W, 422mm(L) x 208mm(W) x 160mm(H)

 [More Info](#)
 [Add to order](#)

B88





Mobitronic 3000W Sine-Wave inverter, Input voltage 12V, Output Voltage 230V Sine Wave, Output Power 3000W (30 Min), Peak Power 6000W, 452mm(L) x 208mm(W) x 166mm(H)

 [More Info](#)
 [Add to order](#)

B119





Mobitronic 150W Pocket Power inverter, Input voltage 12V, Output Voltage 210V-230V Modified Sine Wave, Output Power 150W (30 Min), Peak Power 300W, 140mm(L) x 105mm(W) x 57mm(H)

 [More Info](#)
 [Add to order](#)

B103





Mobitronic 300W Pocket Power inverter, Input voltage 12V, Output Voltage 210V-230V Modified Sine Wave, Output Power 300W (30 Min), Peak Power 600W, 165mm(L) x 105mm(W) x 57mm(H)

 [More Info](#)
 [Add to order](#)





B97 Mobitronic 500W Pocket Power inverter, Input voltage 12V, Output Voltage 210V-230V Modified Sine Wave, Output Power 500W (30 Min), Peak Power 1000W, 225mm(L) x 105mm(W) x 57mm(H)

 [More Info](#)
 [Add to order](#)





B105 Mobitronic 1000W Modified inverter with built in mains changeover switch, Input voltage 12V, Output Voltage 210V-230V Modified Sine Wave, Output Power 1000W (30 Min), Peak Power 1600W, 300mm(L) x 210mm(W) x 77mm(H)

 [More Info](#)
 [Add to order](#)





B107 Mobitronic 2000W Modified inverter with built in mains changeover switch, Input voltage 12V, Output Voltage 210V-230V Modified Sine Wave, Output Power 2000W (30 Min), Peak Power 3200W, 300mm(L) x 210mm(W) x 77mm(H)



 [More Info](#)
 [Add to order](#)



B26 Ring 12V Powersource Inverter, 1000W

 [More Info](#)
 [Add to order](#)

B28 Ring 12V Powersource Inverter, 2000W

 [More Info](#)
 [Add to order](#)

B30 Ring 12V Powersource Inverter, 3000W

 [More Info](#)

